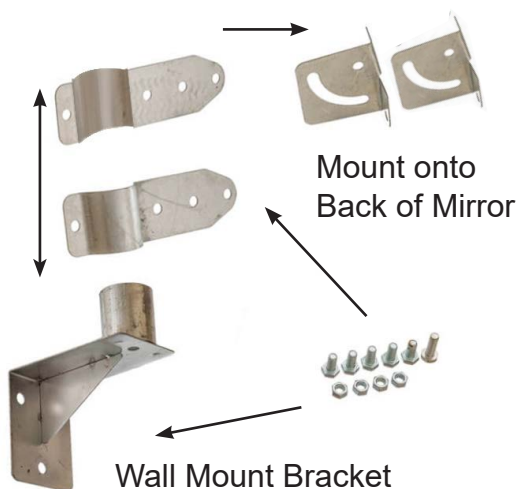


Convex Mirror Wall Mount Instructions

Specifications	
SKU	CONMIRWM
Material	Zinc Plated Steel
Size	60mm clamp
Viewing Angle	Adjustable Angle
Fixings	Wall Mount Fixings included

Installation Guide

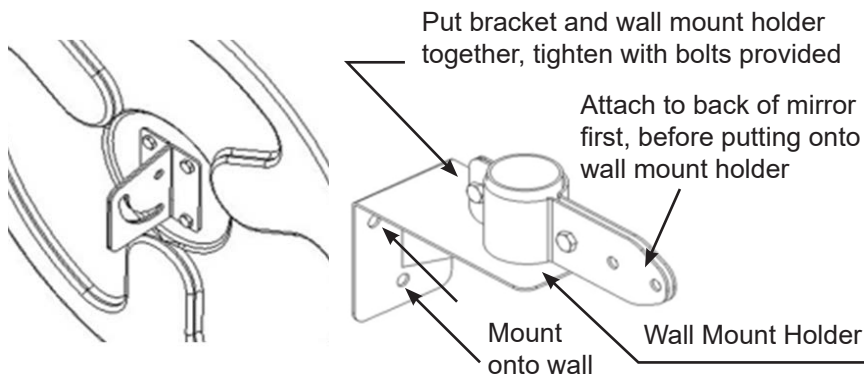
Wall Mount Kit Sold Separately



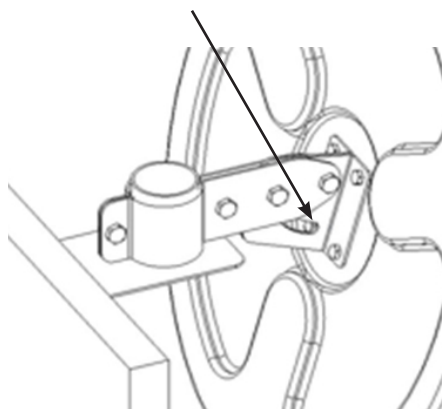
- Affix Right and Left with mounting bolts, pointing downwards



onto back of mirror
make sure the arc is



- Put bracket and wall mount bracket together as per drawing above, position and mount onto wall
- Connect the arc part (already fixed onto back of mirror) onto the wall mount bracket, adjust to desired angle and tighten with screw.



Remove protective film before use.



Care Instruction: clean with soft / dampen cloth only, dry with cotton cloth or soft tissue.
Only dampen cloth with water, air dry. **DO NOT** use any chemical or amonia on mirror surface.

